




# M-LINE

## INSETS - LINEAR



### CERTIFICATIONS & COMPLIANCE



### FEATURES

**5 YEAR**  
limited  
led warranty

### PERFORMANCE

- Magnetic inset attachment
- CRI > 90

### INSET TYPE

Opal Flush



### 10 Business Days for all QuickShip items

- Maximum quantity: 25 pieces
- "QuickShip" must be clearly listed on PO.
- QuickShip items must be on Separate Purchase Order.
- QuickShip orders must be received with complete and correct catalog numbers.
- Variant request will not qualify for QuickShip program.
- QuickShip orders must be received before 2 pm EST. After 2 pm, shipping will be based on the next business day.
- QuickShip orders are based on standard BASO Lighting terms for payment.
- Order change of any type will affect shipping times.
- Partial shipments may be required based on current factory inventory.

### Catalog Number Example

MLINS-1.1OPALF-30K-C90-010V-0390LF-2FT

A B C D E F G

### A RANGE

QS M-LINE inset MLINS

### E DIMMING

QS 0-10V 1% single control 010V

### B INSET TYPE

QS Opal flush 1.1OPALF  
Opal flush 1.2OPALF

### F OUTPUT LM/FT

QS 390 lm/ft 0390LF  
450 lm/ft 0450LF  
Opal flush

### C CCT

QS 3000 K 30K  
QS 3500 K 35K

### G DIMENSIONS IN FEET

QS 2 feet 11 W 2FT  
QS 4 feet 22 W 4FT

### D CRI

QS CRI > 90 C90



# M-LINE

## INSETS - MULTISPOT



### CERTIFICATIONS & COMPLIANCE



### FEATURES

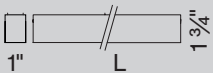
**5 YEAR**  
limited  
led warranty

### PERFORMANCE

- Low glare
- Magnetic inset attachment
- CRI > 90
- Quiet illumination high output

### INSET TYPE

Multispot



### 10 Business Days for all QuickShip items

- Maximum quantity: 25 pieces
- "QuickShip" must be clearly listed on PO.
- QuickShip items must be on Separate Purchase Order.
- QuickShip orders must be received with complete and correct catalog numbers.
- Variant request will not qualify for QuickShip program.
- QuickShip orders must be received before 2 pm EST. After 2 pm, shipping will be based on the next business day.
- QuickShip orders are based on standard BASO Lighting terms for payment.
- Order change of any type will affect shipping times.
- Partial shipments may be required based on current factory inventory.

### Catalog Number Example

MLINS-1.2MULTI-30K-C90-010V-1FT

A B C D E F

### A RANGE

QS M-LINE inset MLINS

### E DIMMING

QS 0-10V 1% single control 010V

### B INSET TYPE

QS 31° multi spot 1.2MULTI

### F DIMENSIONS IN FEET

QS 1 foot 7.2 W 1 FT

### C CCT

QS 3000 K 30K

QS 3500 K 35K

### D CRI

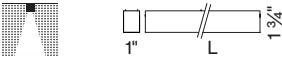
QS CRI > 90 C90

Linear lenses

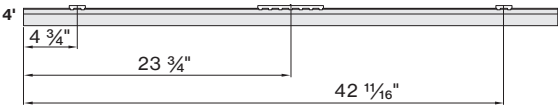
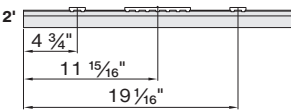
opal



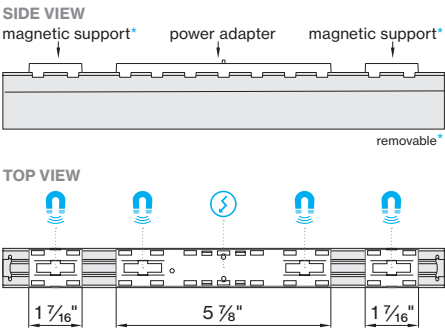
multi spot



Inset distances



INSET LENGTHS	
NOMINAL L	DIMENSIONS
2'	23 13/16"
4'	47 7/16"



M-LINE  
Mounting Instructions

Get access to the M-LINE mounting instructions faster by scanning the QR code.

<https://www.basolighting.com/resources/mounting-instructions/m-line>

