

TUBE DIRECT



CERTIFICATIONS & COMPLIANCE



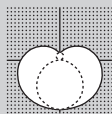
FEATURES

5 YEAR
limited
led warranty



PERFORMANCE

- Powder coated white
- Up to 143 lm/W
- CRI > 80 & CRI > 90



MOUNTING

Surface

Pendant



DIMENSIONS

FIXTURE LENGTH

$L_{total} = L_{channel} + \frac{5}{8}''$ in total for two endcaps

Catalog Number Example

TUBE-SUR-BL-OP-27K-C80-UNV-010V-0680LF-ST-24IN

A B C D E F G H I K L

A RANGE

TUBE TUBE

B MOUNTING

Surface SUR
Pendant PDT

pendant suspension set includes cable suspension and one white power feeder with a white junction box cover

C COLOR

White WH
Black BL
Grey GR
fine texture powder coated

D LENS

HP opal cover OP

E CCT

2700K 27K
3000K 30K
3500K 35K
4000K 40K
Custom CCT x x K

F CRI

CRI > 80 C80
CRI > 90 C90

G VOLTAGE

120V / 277V UNV
347V (only 0-10V dim) 347

H DIMMING

0-10V 1% 010V
Lutron EcoSystem LES1
Quantum, Vive, GRAFIK Eye,
HomeWorks

Power over ethernet POEC
consult customer service for compatibility

for custom dimming protocol, please contact customer service

I OUTPUT LM/FT

680lm/ft 100% 0680LF
1050lm/ft 100% 1050LF

for custom lumen packages, please contact customer service

J CIRCUIT / EM

Single circuit *
EMC night light circuit NLC
minimum run length > 8'
EMP EM#
minimum run length 4' or 8'
* leave blank

K SHAPE / PATTERN



Linear ST

L DIMENSIONS IN INCH

Linear 2' 24IN
Linear 4' 48IN
Linear 6' 72IN
Linear 8' 96IN
Linear custom # # IN

dimensions starting at 2' in 1' increments; for closer increments < 1', please contact customer service

Technical data

	SIZE TYPE	LED COLOR TEMPERATURE	INPUT WATTS	DELIVERED LM TOTAL	DELIVERED LM / FT	DELIVERED LM DIRECT	OPTICAL EFFICIENCY	LUMINAIRE EFFICACY
 e LED	4' linear	40K	19W	2720lm	680lm/ft	2720lm	85%	143lm/W
	6' linear		29W	4080lm		4080lm		
	8' linear		38W	5440lm		5440lm		
 e² LED	4' linear	40K	31W	4200lm	1050lm/ft	4200lm	85%	136lm/W
	6' linear		46W	6300lm		6300lm		
	8' linear		61W	8400lm		8400lm		

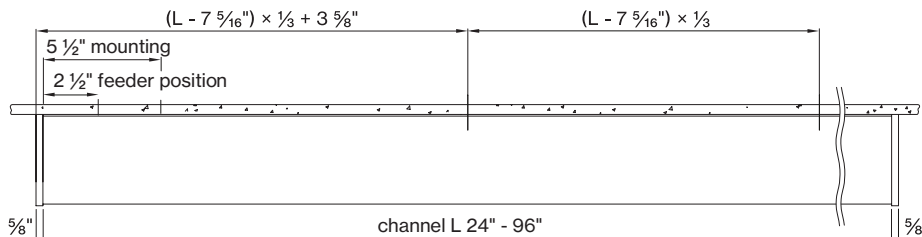
for 30K or 35K multiply lm value by 0.96

Accessories

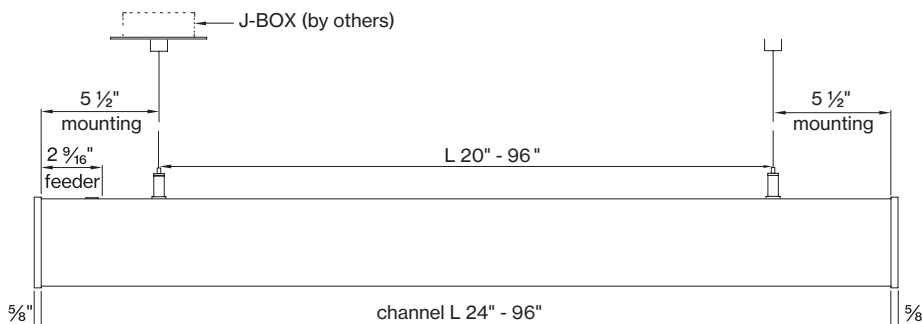
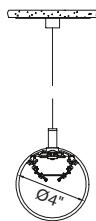
MOUNTING

extra 78" cable suspension with barrel mount	ACC - TUB - CSB - 78 - WH
extra junction box cover	ACC - JB - WH
on-grid suspension barrel mount	ACC - CSB - RW

Surface



Pendant



TUBE mounting instructions

Get access to TUBE mounting instructions faster by scanning the QR code.

<https://www.basolighting.com/resources/mounting-instructions/tube>

