


PANO 2"

WOODWORKS®

GRILLE TEGULAR 1/16" & 15/16" INTEGRATION



CERTIFICATIONS & COMPLIANCE

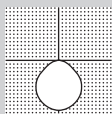


FEATURES

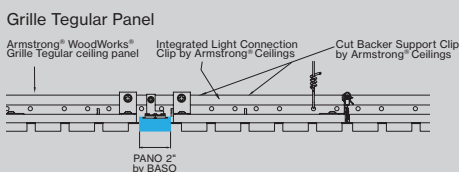


PERFORMANCE

- Coordinates with Woodworks® Grille Tegular & integration ceiling panel
- Up to 109lm/W
- High performance opal cover
- Remote mountable LED driver
- Damp rated



WoodWorks® Grille Tegular Ceiling Integration



REMOTE MOUNTING

Quick and easy electrical connection

REMOTE MOUNTING



Catalog Number Example

PANO2-WT9-BL-PS-OP-27K-C80-UNV-010V-0300LF-ST-02FT



A RANGE

PANO 2" PANO 2

H VOLTAGE

120V / 277V UNV

B CEILING TYPE

WoodWorks® Grille WT 9
Tegular 1/16"
WoodWorks® Grille WT 5
Tegular 15/16"

please contact your Armstrong® ceilings rep for the Integrated Light Connection Clip for the specified ceiling type

I DIMMING

0-10V 1% 0 1 0 V
Lutron EcoSystem LES 1
Quantum, Vive, GRAFIK Eye, HomeWorks
Power over ethernet POEC
consult customer service for compatibility
Custom dimming X X X X
consult customer service for compatibility

C COLOR

White WH
Black BL

J OUTPUT LM/FT

300lm/ft 100% ± 0 3 0 0 L F
425lm/ft 100% ± 0 4 2 5 L F
600lm/ft 100% ± 0 6 0 0 L F

D POWER FEED LENGTH

4' standard integrated P S
10' medium remote option P M
30' long remote option P L

power feed distance denotes secondary wiring from detachable driver box to fixture; driver box comes with a 6 ft conduit for primary wiring

K CIRCUIT / EM

Single circuit *
* leave blank
EMB EM battery pack EMB
emergency battery pack only for 120/ 277V option (90 minute emergency operation)

E LENS

HP opal cover O P

L SHAPE / PATTERN

Linear / straight S T

F CCT

2700K 2 7 K
3000K 3 0 K
3500K 3 5 K
4000K 4 0 K
Custom CCT X X K

M DIMENSIONS IN FT

2' fixture 0 2 F T
4' fixture 0 4 F T

fixture replaces full length of ceiling panel slats; please see table on next page and fixture length dimensions

G CRI

CRI > 80 C 8 0
CRI > 90 C 9 0

BASO

basolighting.com

CS-V01

03/2025

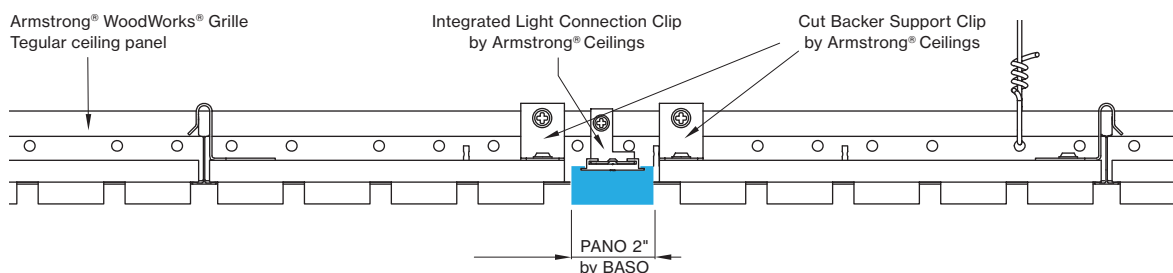
Technical data

	SIZE TYPE	LED COLOR TEMPERATURE	INPUT WATTS	DELIVERED LM TOTAL	LIGHT DISTRIBUTION	DELIVERED LUMEN DIRECT	OPTICAL EFFICIENCY	LUMINAIRE EFFICACY
PANO 2"	e LED	40 K	4.8 W	550 lm	100 % down	550 lm	70%	108 lm/W
			9.6 W	1100 lm		1100 lm		109 lm/W
e ² LED	2' opal	40 K	7.4 W	850 lm	100 % down	850 lm	70%	115 lm/W
	4' opal		14.9 W	1700 lm		1700 lm		115 lm/W
e ²⁺ LED	2' opal	40 K	11.3 W	1200 lm	100 % down	1200 lm	70%	108 lm/W
	4' opal		22.7 W	2400 lm		2400 lm		108 lm/W

for 27 K, 30K or 35K multiply lm value by 0.96

WoodWorks® Grille Tegular Ceiling Integration

(for more ceiling options, please see CEILING OPTIONS pages)



Available lengths for ceiling types

CEILING TYPE	2 FT	4 FT	6 FT	8 FT
WoodWorks® Grille Tegular 9/16	23.375"	47.375"	n/a	n/a
WoodWorks® Grille Tegular 15/16	23"	47"	n/a	n/a
WoodWorks® Grille Classic	23"	47"	71"	95"
WoodWorks® Grille Forte	*23"	47"	71"	95"
WoodWorks® Linear Solid Wood panels	*23"	*47"	*71"	95"
WoodWorks® Linear Veneered panels	*23"	*47"	*71"	95.25"

*Woodworks ceilings are not available in this length. Wood panels need to be cut in the field to fit this length.

INTEGRATED LIGHT CONNECTION CLIP

Armstrong® Ceilings Integrated Light Connection Clip

visit armstrongceilings.com/linearlighting

please contact your Armstrong Ceilings rep

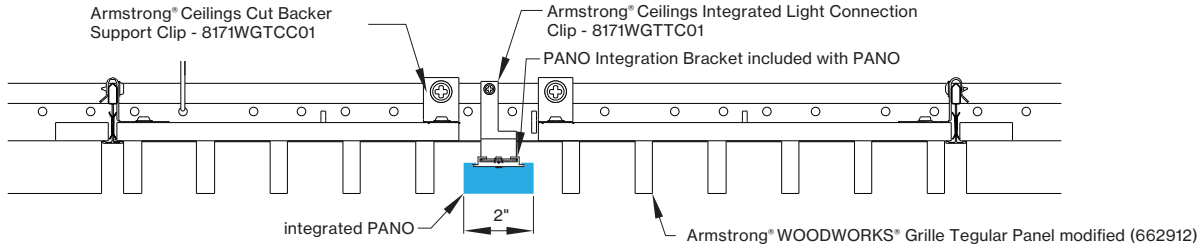
WoodWorks® ceiling systems

BASO PANO is only approved for Armstrong® WoodWorks Grille Tegular 9/16, WoodWorks Grille Tegular 15/16, WoodWorks Grille, WoodWorks Linear Solid Wood panels and WoodWorks Linear Veneered panels ceiling systems. Refer to armstrongceilings.com for installation instructions related to the ceiling products.

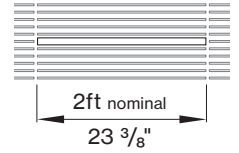
DIMENSIONS

PANO 2"

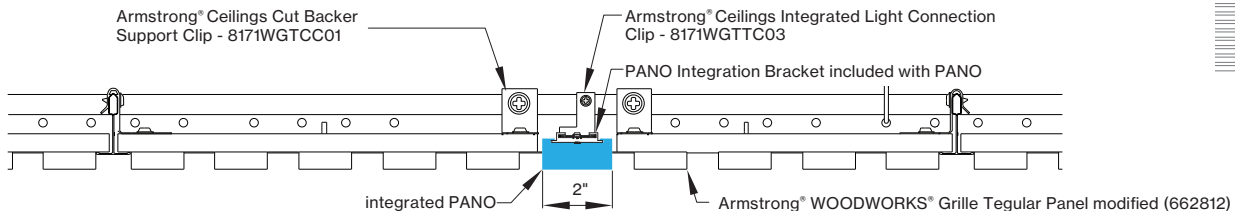
WT9 - ARMSTRONG® WOODWORKS® GRILLE TEGULAR 9/16 PANELS



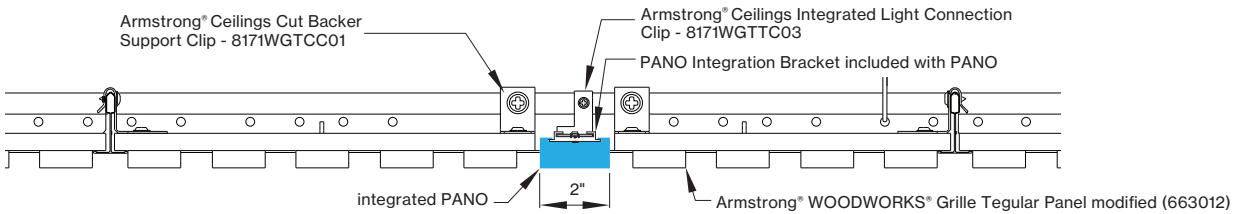
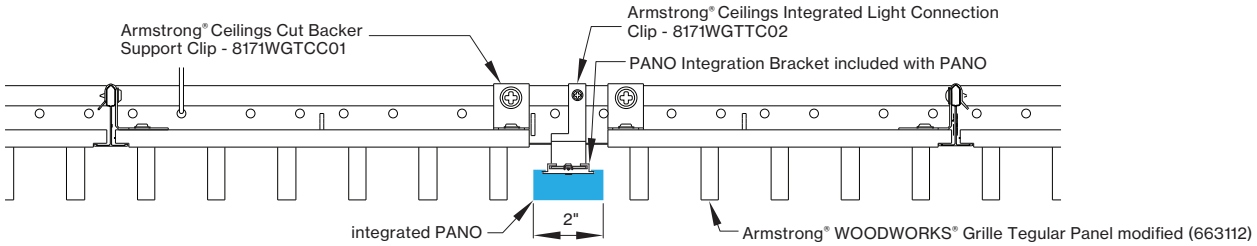
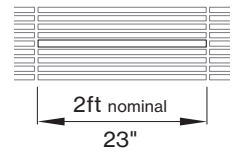
WT9 view from below



WT5 - ARMSTRONG® WOODWORKS® GRILLE TEGULAR 15/16 PANELS



WT5 view from below



PANO mounting instructions

Get access to the PANO mounting instructions faster by scanning the QR code.

<https://www.basolighting.com/resources/mounting-instructions/pano>

