

BASO 4.0

DIRECT/INDIRECT



CERTIFICATIONS & COMPLIANCE

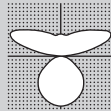


FEATURES

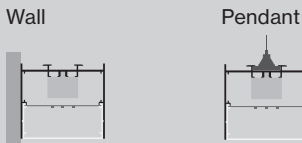


PERFORMANCE

- Up to 117lm/W efficiency
- 500 / 955lm/ft
- CRI > 80 & CRI > 90
- Damp rated



MOUNTING



PATTERNS




For customization, please contact customer service

FIELD-CUTTABLE FLEX

Down to 1/16"



[link to video](#)



Catalog Number Example

BASO 4.0-PDT-BL-OPBW-30K-C80-UNV-010V-0500LF-0500LF-ST-48IN

A B C D E F G H J K M N

A RANGE

BASO 4.0 BASO4.0

B MOUNTING

CS Pendant P D T
 Pendant in-line ACT T-BAR P A T
 Pendant in-line ACT SLOT P A S
 Pendant ACT center tile P A C
 pendant suspension set includes cable suspension and one white power feeder with a white junction box cover
 Wall mounted W A L

for black power feeds or junction box covers, please contact customer service

C COLOR

CS White W H
CS Black B L
 Gray G R
 Custom color RAL X X
 trimless version available in white only

D LENS

HP opal cover direct O P B W
 batwing cover indirect
 HP opal cover direct O P O P
 opal cover indirect

E CCT

2700K 2 7 K
CS 3000K 3 0 K
CS 3500K 3 5 K
 4000K 4 0 K

F CRI

CRI > 80 C 8 0
 CRI > 90 C 9 0

G VOLTAGE

120V / 277V U N V

H DIMMING

CS 0-10V 1% 0 1 0 V
 Lutron EcoSystem L E S 1
 Quantum, Vive, GRAFIK Eye, HomeWorks
 Power over ethernet P O E C
 consult customer service for compatibility
 Custom dimming X X X X
 consult customer service for compatibility

I SENSOR (optional)

Integrated Sensor S E N
 consult customer service for sensor request

J OUTPUT LM/FT UP

CS 500lm/ft 100% ↓ 0 5 0 0 L F
CS 750lm/ft 100% ↓ 0 7 5 0 L F
CS 1000lm/ft 100% ↓ 1 0 0 0 L F
 Custom lm/ft X X X X L F
 custom lumen up to 1400 lm/ft

K OUTPUT LM/FT DOWN

CS 500lm/ft ↑ 0 5 0 0 L F
CS 750lm/ft ↑ 0 7 5 0 L F
CS 1000lm/ft ↑ 1 0 0 0 L F
 Custom lm/ft X X X X L F
 custom lumen up to 1000 lm/ft

L CIRCUIT / EM

CS Single circuit *
 EMC night light circuit N L C
 EMB available in 4ft and 8ft E M #
 Dual Circuit D C
 * leave blank

M SHAPE / PATTERN

CS Linear / straight S T
CS Linear / straight + flex inset S F
 includes 1ft. field-cuttable section; only available for 4' and 8' segments
 L-shape L S
 □-shape (rectangular shape) R S
 U-shape U S
 Custom shape X X

N DIMENSIONS IN INCH

CS Linear 4' 4 8 I N
CS Linear 6' 7 2 I N
CS Linear 8' 9 6 I N
 Linear custom ### I N
 Linear flex inset ### I N
 includes 4' to 3' field-cuttable section
 L-Shape ### X ### I N
 U-Shape ### X ### X ### I N
 □-Shape ### X ### I N
 for lengths including flex insets, round up to the nearest total foot length

O CERTIFICATION (optional)

Red List Approved R L A

BASO
 basolighting.com

Technical data

BASO 4.0 DIRECT

Delivered Lumens	CCT	CRI	Input Watts	Luminaire Efficacy
500 lm/ft †	4000K	CRI > 80	4.1 W/ft	125 lm/W
750 lm/ft †	4000K	CRI > 80	6.1 W/ft	123 lm/W
1000 lm/ft †	4000K	CRI > 80	8.3 W/ft	120 lm/W

LUMEN OUTPUT MULTIPLIER*

Color Temperature	CRI	
	80+	90+
4000K	1	0.86
3500K	0.96	0.84
3000K	0.95	0.82
2700K	0.91	0.78

BASO UPLIGHT

Delivered Lumens	CCT	CRI	Input Watts	Luminaire Efficacy
400 lm/ft †	4000K	CRI > 80	3.5 W/ft	114 lm/W
500 lm/ft †	4000K	CRI > 80	4.3 W/ft	116 lm/W
600 lm/ft †	4000K	CRI > 80	5.2 W/ft	115 lm/W
750 lm/ft †	4000K	CRI > 80	6.9 W/ft	109 lm/W
800 lm/ft †	4000K	CRI > 80	6.9 W/ft	108 lm/W
1000 lm/ft †	4000K	CRI > 80	9.4 W/ft	106 lm/W

Patterns top view

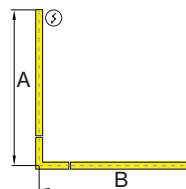
LINEAR

A	FIXTURES	CODE
48"	1 × 4' linear	ST - 0 4 FT
96"	1 × 8' linear	ST - 0 8 FT
144"	3 × 4' linear	ST - 1 2 FT



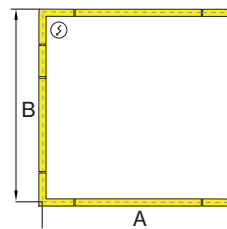
L-SHAPE

A / B	FIXTURES	CODE
48" / 48"	2 × 2' linear + 1 × 2' × 2' corner	LS - 0 4 X 0 4 FT
48" / 96"	1 × 2' linear + 1 × 6' linear + 1 × 2' × 2' corner	LS - 0 4 X 0 8 FT
96" / 96"	2 × 6' linear + 1 × 2' × 2' corner	LS - 0 8 X 0 8 FT



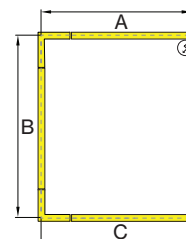
□-SHAPE (rectangular shape)

A / B	FIXTURES	CODE
48" / 48"	4 × 2' × 2' corner	RS - 0 4 X 0 4 FT
48" / 96"	2 × 4' linear + 4 × 2' × 2' corner	RS - 0 4 X 0 8 FT
96" / 96"	4 × 4' linear + 4 × 2' × 2' corner	RS - 0 8 X 0 8 FT



U-SHAPE

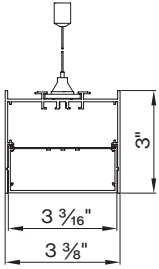
A / B / C	FIXTURES	CODE
48" / 48" / 48"	2 × 2' linear + 2 × 2' × 2' corner	US - 0 4 X 0 4 X 0 4 FT
48" / 96" / 48"	1 × 4' linear + 2 × 2' linear + 2 × 2' × 2' corner	US - 0 4 X 0 8 X 0 4 FT
48" / 144" / 48"	1 × 8' linear + 2 × 2' linear + 2 × 2' × 2' corner	US - 0 4 X 1 2 X 0 4 FT



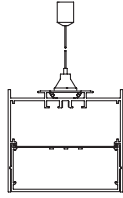
DIMENSIONS

BASO 4.0

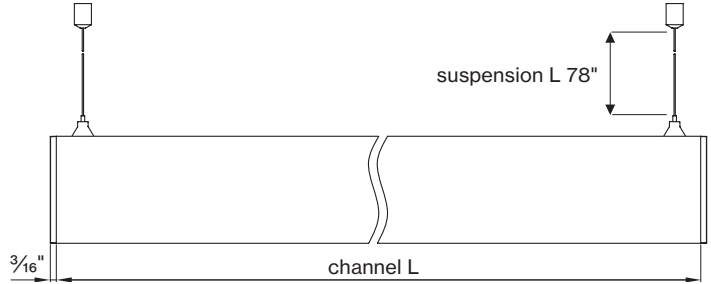
PENDANT direct



direct / indirect

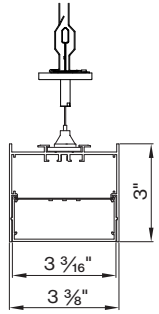


linear 4ft / 8ft

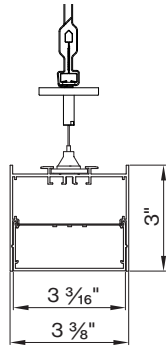


BASO 4.0 SPECIALITY MOUNTING

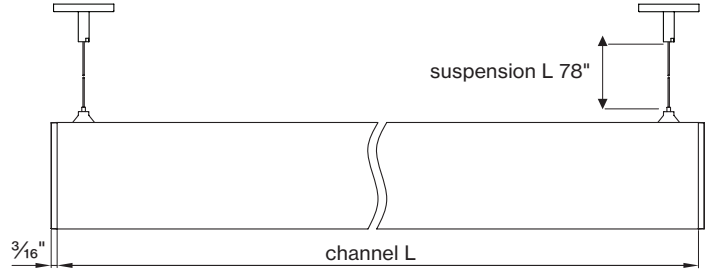
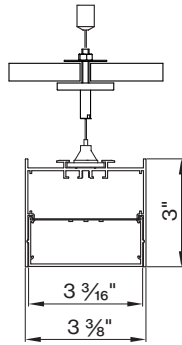
PENDANT ACT TBAR



PENDANT in-line ACT SLOT



PENDANT ACT center tile



Declare.
BASO 1.5 2.5 4.0
BASO Inc.
Final Assembly: Collins, Connecticut, USA
LIFE Expectancy: 7 Years
End of Life Options: Recyclable (80%), Landfill (20%)
Ingredients:
Aluminum, 2-Phenylacetic acid, 2-methyl-, methyl ester, polymer with ethyl 2-oxopropionate, steel, manufacture, chemical, Copper chloride (CuCl2), steel, mounting components, Polyurethane, Glass, 12-Isocyanatoethane-G-Aminoethyl Diisocyanate, Stainless Steel, Tin, Organic Silicon
ULBC Temp Exception RECO2 - Small Electrical Components
Living Building Challenge Criteria Compliant
H3 Red List:
■ ULBC Red List Free % Disposed 100% at 100ppm
■ ULBC Red List Approved VOC Content: Not Applicable
Disposed
H3 Interior Performance: Not Applicable
H3 Responsible Sourcing: Not Applicable
BAS-0002
REV 05/22 2025
Original Issue Date: 2023
INTERNATIONAL LIVING FUTURE INITIATIVE™ www.livingfuture.com

BASO mounting instructions

Get access to the BASO 4.0 mounting instructions faster by scanning the QR code.

<https://www.basolighting.com/resources/mounting-instructions/baso>

