

# BASO 4.0 DIRECT



## CERTIFICATIONS & COMPLIANCE

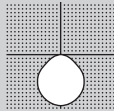


## FEATURES



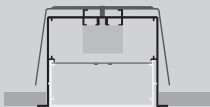
## PERFORMANCE

- Up to 111lm/W efficiency
- 500 / 955 lm/ft
- CRI > 80 & CRI > 90
- IC & Damp rated



## MOUNTING

Recessed



## PATTERNS



\*X Shapes    Angular    Curves    Rectangular    \*T Shapes    \*Wall to Ceiling


For customization, please contact customer service

## FIELD-CUTTABLE FLEX

Down to 1/16"



[link to video](#)



## Catalog Number Example

BASO 4.0-RTL-BL-OP-30K-C80-UNV-010V-0500LF-ST-24IN

A B C D E F G H J L M

### A RANGE

BASO 4.0                      BASO4 . 0

### B MOUNTING

QS Recessed trimless	RTL
QS Recessed with trim	RTL
QS Armstrong Suprafine 9/16" G	A 9 G
QS Armstrong Interlude 9/16" SG	A 9 S
QS Armstrong Silhouette 9/16" BSG	A 9 S
QS Armstrong Prelude 15/16" G	A 1 5
QS 9/16" Grid (any brand)	9 GR
QS 9/16" Slot Grid (any brand)	9 SG
QS 15/16" Grid (any brand)	1 5 G
Custom	XXX

### C COLOR

QS White	WH
QS Black	BL
Gray	GR
Custom color RAL	XX

trimless version available in white only

### D LENS

HP opal cover                      OP

### E CCT

2700K	2 7 K
QS 3000K	3 0 K
QS 3500K	3 5 K
4000K	4 0 K

### F CRI

CRI > 80                              C 8 0  
CRI > 90                              C 9 0

### G VOLTAGE

120V/277V                              UNV

### H DIMMING

QS 0-10V 1%	0 1 0 V
Lutron EcoSystem	LES 1
Quantum, Vive, GRAFIK Eye, HomeWorks	
Power over ethernet	POEC
consult customer service for compatibility	
Custom dimming	XXXX
consult customer service for compatibility	

### I SENSOR (optional)

Integrated Sensor                      SEN  
consult customer service for sensor request

### J OUTPUT LM/FT

QS 500lm/ft 100% ↓	0 5 0 0 L F
QS 750lm/ft 100% ↓	0 7 5 0 L F
QS 1000lm/ft 100% ↓	1 0 0 0 L F
Custom lm/ft	XXXXLF

custom lumen up to 1400 lm/ft

### K CIRCUIT / EM

QS Single circuit	*
EMC night light circuit	NLC
EMB available in 4ft and 8ft	EM#

\* leave blank

### L SHAPE / PATTERN

QS Linear / straight	ST
QS Linear / straight + flex inset	SF

includes 1ft. field-cutable section; only available for 4' and 8' segments

L-shape	LS
□-shape (rectangular shape)	RS
U-shape	US
Custom shape	XX

for grid applications using L-shape, rectangular shape or U-shape, please contact customer service for availability

### M DIMENSIONS IN INCH

Linear 2'	2 4 I N
QS Linear 4'	4 8 I N
QS Linear 6'	7 2 I N
QS Linear 8'	9 6 I N
Linear custom	### I N
Linear flex inset	### I N

field-cutable section

L-Shape	###X### I N
U-Shape	###X###X### I N
□-Shape	###X### I N

for lengths including flex insets, round up to the nearest total foot length

### N CERTIFICATION (optional)

Chicago Plenum                      CCEA  
Red List Approved                      RLA

## Technical data

### BASO 4.0 DIRECT

Delivered Lumens	CCT	CRI	Input Watts	Luminaire Efficacy
500 lm/ft †	4000K	CRI > 80	4.1 W/ft	125 lm/W
750 lm/ft †	4000K	CRI > 80	6.1 W/ft	123 lm/W
1000 lm/ft †	4000K	CRI > 80	8.3 W/ft	120 lm/W

### LUMEN OUTPUT MULTIPLIER\*

Color Temperature	CRI	
	80+	90+
4000K	1	0.86
3500K	0.96	0.84
3000K	0.95	0.82
2700K	0.91	0.78

## Patterns top view

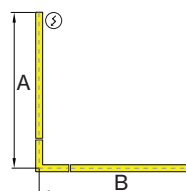
### LINEAR

A	FIXTURES	CODE
48"	1 × 4' linear	ST - 0 4 FT
96"	1 × 8' linear	ST - 0 8 FT
144"	3 × 4' linear	ST - 1 2 FT



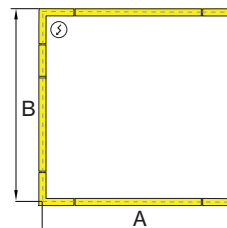
### L-SHAPE

A / B	FIXTURES	CODE
48" / 48"	2 × 2' linear + 1 × 2' × 2' corner	LS - 0 4 X 0 4 FT
48" / 96"	1 × 2' linear + 1 × 6' linear + 1 × 2' × 2' corner	LS - 0 4 X 0 8 FT
96" / 96"	2 × 6' linear + 1 × 2' × 2' corner	LS - 0 8 X 0 8 FT



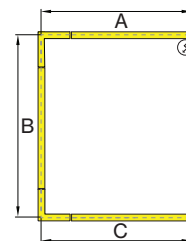
### □-SHAPE (rectangular shape)

A / B	FIXTURES	CODE
48" / 48"	4 × 2' × 2' corner	RS - 0 4 X 0 4 FT
48" / 96"	2 × 4' linear + 4 × 2' × 2' corner	RS - 0 4 X 0 8 FT
96" / 96"	4 × 4' linear + 4 × 2' × 2' corner	RS - 0 8 X 0 8 FT



### U-SHAPE

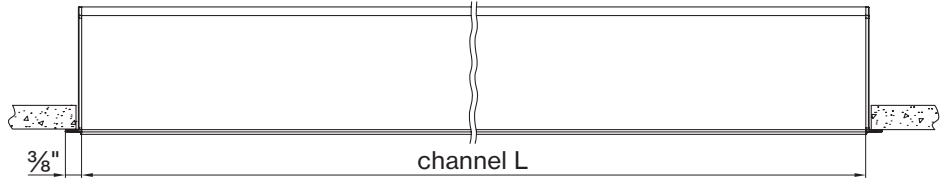
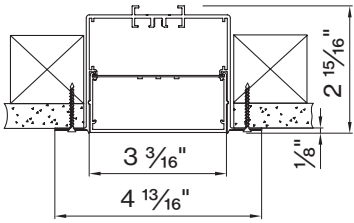
A / B / C	FIXTURES	CODE
48" / 48" / 48"	2 × 2' linear + 2 × 2' × 2' corner	US - 0 4 X 0 4 X 0 4 FT
48" / 96" / 48"	1 × 4' linear + 2 × 2' linear + 2 × 2' × 2' corner	US - 0 4 X 0 8 X 0 4 FT
48" / 144" / 48"	1 × 8' linear + 2 × 2' linear + 2 × 2' × 2' corner	US - 0 4 X 1 2 X 0 4 FT



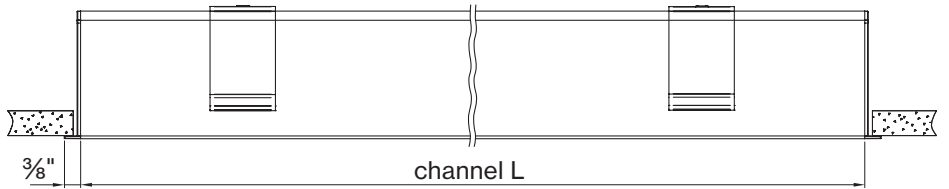
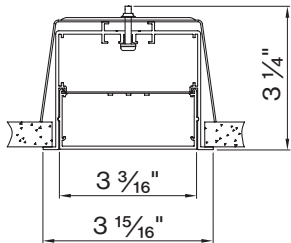
DIMENSIONS

**BASO 4.0**

RECESSED trimless



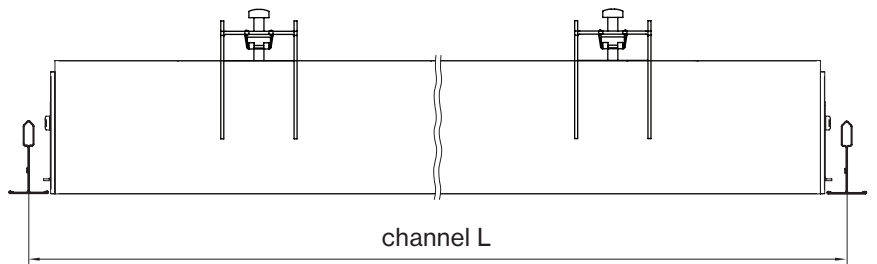
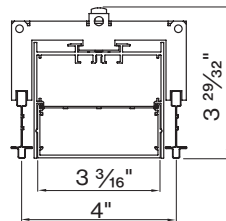
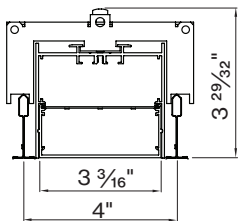
RECESSED with trim



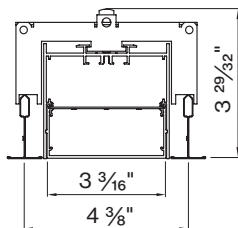
1/16" T-GRID

1/16" Slot Grid (any brand)

1/16" Grid (any brand) 4ft / 15/16" Grid



15/16" T-GRID



**Declare.**

**BASO 1.5 2.5 4.0**  
**BASO Inc.**

Final Assembly: Collins, Connecticut, USA  
 LBC (excepting 7' trim)  
 End of Life Options: Recyclable (80%), Landfill (20%)

**Ingredients**

Aluminum, 2-Phenylacetic acid, 2-methyl-, methyl ester, polymer with ethyl 2-cyanoacrylate, Steel, manufacture, Chemicals, Copper channel, Cu2O, Steel, mounting components, Polypropylene, Glass, 10'-Hexanedithiolane-(5'-Hexanedithiol) Chloride, Stainless Steel, Tin, Organic Silicon

1. LBC Temp Exception RE\_C003 - Small Electrical Components

**Living Building Challenge Criteria Compliant**

**H1 Red List**

■ LBC Red List Free      % Disposed 100% at 100ppm  
 ■ LBC Red List Approved      VOC Content: Not Applicable  
 Chlorinated

**H2 Interior Performance** Not Applicable  
**H4 Responsible Sourcing** Not Applicable

BAS-0002  
 8/31/18 DEC 2025  
 Original Issue Date: 2023

INTERNATIONAL LIVING FUTURE INITIATIVE | [www.livingfuture.org](http://www.livingfuture.org)

**BASO mounting instructions**

Get access to the BASO 4.0 mounting instructions faster by scanning the QR code.

<https://www.basolighting.com/resources/mounting-instructions/baso>

