

BASO 2.5 DIRECT



CERTIFICATIONS & COMPLIANCE

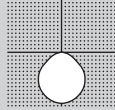


FEATURES



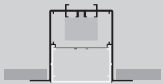
PERFORMANCE

- Up to 106lm/W efficiency
- 455 / 750lm/ft
- CRI > 80 & CRI > 90
- IC & Damp rated



MOUNTING

Recessed



PATTERNS



*X Shapes Angular Curves Rectangular *T Shapes *Wall to Ceiling


For customization, please contact customer service

FIELD-CUTTABLE FLEX

Down to 1/16"



[link to video](#)



Catalog Number Example

BASO 2.5-RTR-BL-OP-30K-C80-UNV-010V-0500LF-NLC-ST-24IN

A B C D E F G H J K L M

A RANGE

BASO 2.5 B A S O 2 . 5

B MOUNTING

CS Recessed trimless	R T L
CS Recessed with trim	R T R
CS Armstrong Suprafine 9/16" G	A 9 G
CS Armstrong Interlude 9/16" SG	A 9 S
CS Armstrong Silhouette 9/16" BSG	A 9 S
CS Armstrong Prelude 15/16" G	A 1 5
CS 9/16" Grid (any brand)	9 G R
CS 9/16" Slot Grid (any brand)	9 S G
CS 15/16" Grid (any brand)	1 5 G
Custom	X X X

C COLOR

CS White	W H
CS Black	B L
Gray	G R
Custom color RAL	X X

trimless version available in white only

D LENS

HP opal cover O P

E CCT

2700K	2 7 K
CS 3000K	3 0 K
CS 3500K	3 5 K
4000K	4 0 K

F CRI

CRI > 80 C 8 0
CRI > 90 C 9 0

G VOLTAGE

120V / 277V U N V

H DIMMING

CS 0-10 V 1%	0 1 0 V
Lutron EcoSystem	L E S 1
Quantum, Vive, GRAFIK Eye, HomeWorks	
Power over ethernet	P O E C
consult customer service for compatibility	
Custom dimming	X X X X
consult customer service for compatibility	

I SENSOR (optional)

Integrated Sensor S E N
consult customer service for sensor request

J OUTPUT LM/FT

CS 500lm/ft 100% ↓	0 5 0 0 L F
CS 750lm/ft 100% ↓	0 7 5 0 L F
CS 1000lm/ft 100% ↓	1 0 0 0 L F
Custom lm/ft	X X X X L F

custom lumen up to 1200 lm/ft

K CIRCUIT / EM

CS Single circuit	*
EMC night light circuit	N L C
EMB available in 4ft and 8ft	E M #

*leave blank

L SHAPE / PATTERN

CS Linear / straight	S T
CS Linear / straight + flex inset	S F

includes 1ft. field-cutable section; only available for 4' and 8' segments

L-shape	L S
□-shape (rectangular shape)	R S
U-shape	U S
Custom shape	X X

for grid applications using L-shape, rectangular shape or U-shape, please contact customer service for availability

M DIMENSIONS IN INCH

Linear 2'	2 4 I N
CS Linear 4'	4 8 I N
CS Linear 6'	7 2 I N
CS Linear 8'	9 6 I N
Linear custom	## # I N
Linear flex inset	## # I N
field-cutable section	
L-Shape	## # X ## # I N
U-Shape	## # X ## # X ## # I N
□-Shape	## # X ## # I N

for curved options, please see our SHAPES brochure

for lengths including flex insets, round up to the nearest total foot length

N CERTIFICATION (optional)

Chicago Plenum C C E A
Red List Approved D R L A

Technical data

BASO 2.5 DIRECT

LUMEN OUTPUT MULTIPLIER*

Color Temperature

CRI

Color Temperature	CRI	80+	90+
4000K		1	0.86
3500K		0.96	0.84
3000K		0.95	0.82
2700K		0.91	0.78

Delivered Lumens	CCT	CRI	Input Watts	Luminaire Efficacy
500 lm/ft †	4000K	CRI > 80	4.1 W/ft	122 lm/W
750 lm/ft †	4000K	CRI > 80	6.3 W/ft	119 lm/W
1000 lm/ft †	4000K	CRI > 80	8.9 W/ft	112 lm/W

*To calculate the color temperatures >4000K and CRI 90, multiply the values in the lumen output tables.

Patterns top view

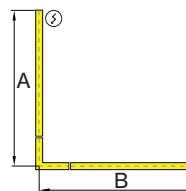
LINEAR

A	FIXTURES	CODE
48"	1 × 4' linear	ST - 0 4 FT
96"	1 × 8' linear	ST - 0 8 FT
144"	3 × 4' linear	ST - 1 2 FT



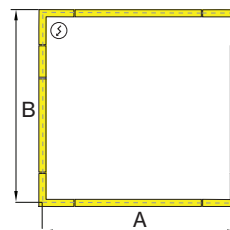
L-SHAPE

A / B	FIXTURES	CODE
48" / 48"	2 × 2' linear + 1 × 2' × 2' corner	LS - 0 4 X 0 4 FT
48" / 96"	1 × 2' linear + 1 × 6' linear + 1 × 2' × 2' corner	LS - 0 4 X 0 8 FT
96" / 96"	2 × 6' linear + 1 × 2' × 2' corner	LS - 0 8 X 0 8 FT



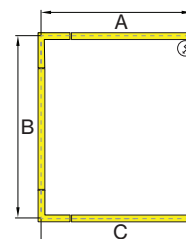
□-SHAPE (rectangular shape)

A / B	FIXTURES	CODE
48" / 48"	4 × 2' × 2' corner	RS - 0 4 X 0 4 FT
48" / 96"	2 × 4' linear + 4 × 2' × 2' corner	RS - 0 4 X 0 8 FT
96" / 96"	4 × 4' linear + 4 × 2' × 2' corner	RS - 0 8 X 0 8 FT



U-SHAPE

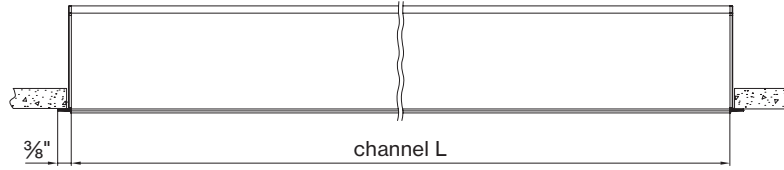
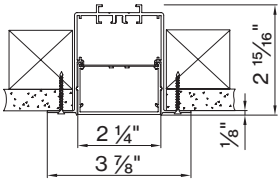
A / B / C	FIXTURES	CODE
48" / 48" / 48"	2 × 2' linear + 2 × 2' × 2' corner	US - 0 4 X 0 4 X 0 4 FT
48" / 96" / 48"	1 × 4' linear + 2 × 2' linear + 2 × 2' × 2' corner	US - 0 4 X 0 8 X 0 4 FT
48" / 144" / 48"	1 × 8' linear + 2 × 2' linear + 2 × 2' × 2' corner	US - 0 4 X 1 2 X 0 4 FT



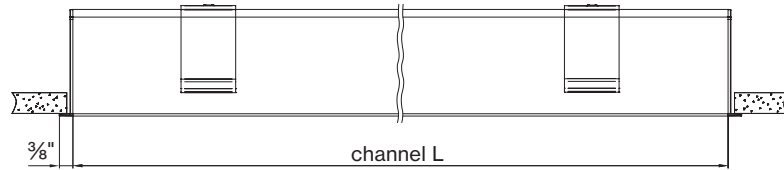
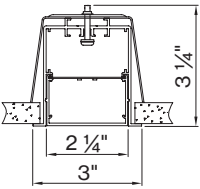
DIMENSIONS

BASO 2.5

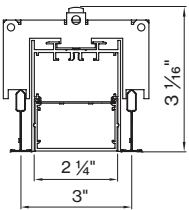
RECESSED trimless



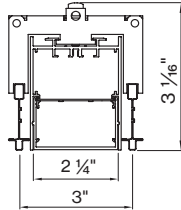
RECESSED with trim



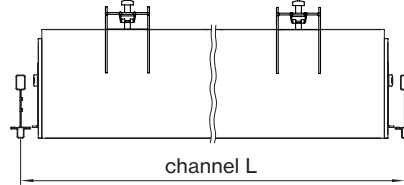
9/16" T-GRID



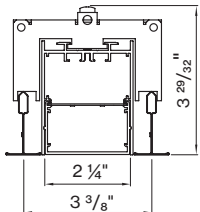
9/16" Slot Grid (any brand)



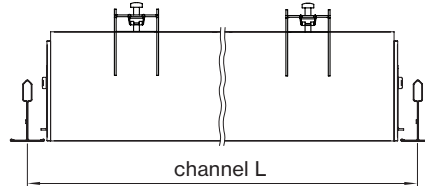
9/16" Grid (any brand) 4ft



15/16" T-GRID



15/16" Grid (any brand) 4ft



Declare.

BASO 1.5 2.5 4.0
BASO Inc.

Final Assembly: Collins, Connecticut, USA
 (US Manufacturing: 75%)
 End of Life Options: Recyclable (80%), Landfill (20%)

Ingredients:
 Aluminum, 2-Phenylacetic acid, 2-methyl-, methyl ester, polymer with ethyl 2-oxopropionate, steel, manufacture, chemical, copper channel, CuO, steel, mounting components, hardware, 6-gram, 10-, titanium, 2-phenyl-, 2-phenyl-, 2-phenyl-, 2-phenyl-, stainless steel, tin, organic, silicon

ULC Temp Exception: RECOG - Small Electrical Components

Living Building Challenge: Criteria Compliant

H18 Red List:
 ■ ULC Red List Free ■ Disposed 100% at 100ppm
 ■ ULC Red List Approved ■ VOC Content: Not Applicable (Declared)

H10 Interior Performance: Not Applicable
H14 Responsible Sourcing: Not Applicable

BAS-0002
 8/27/19 DEC 2025
 Original Issue Date: 2023

INTERNATIONAL LIVING FUTURE INITIATIVE www.livingfuture.com

BASO mounting instructions

Get access to the BASO 2.5 mounting instructions faster by scanning the QR code.

<https://www.basolighting.com/resources/mounting-instructions/baso>

